

HOW TO PRAY STEP BY STEP

MEMORIZE THE MEANING OF WHAT WE SAY IN OUR PRAYER. MEMORIZATION IS OPTIONAL

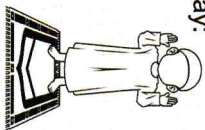
Step 1: Takbeer تَكْبِيرٌ

Have a sincere intention to perform prayer purely for the sake of Allah (God)
After having made the intention to pray, raise both hands up to the ears. Your palms should be facing the direction of Kabah, (Mecca) and say:

اللَّهُ أَكْبَرُ

'Allahu Akbar'

Allah is the Greatest



Step 2: Sanaa سَبَّحَ
On your chest, place your right hand on top of your left and say:

سُبْحَانَكَ اللَّهُمَّ وَبِحَمْدِكَ وَتَبَارَكَ اسْمُكَ
وَتَعَالَى عَرْشُكَ وَاللَّهُ أَكْبَرُ

Subhanaka Allahumma Wa Bihamdika Wa Tabarakasmuka Wa Talala Jadduka Wa la ilaha Ghayruk

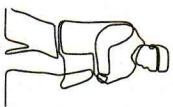
Glory be to You, O Allah and all praises are due to You, and blessed is Your name and high is Your majesty and none is worthy of worship but You.

أَعُوذُ بِاللَّهِ مِنَ الشَّيْطَانِ الرَّجِيمِ

Aoozu Billahi Minashshaytan

irrajeem

I seek Refuge with Allah from Satan, the accursed.



Then recite Surah Fatiha

بِسْمِ اللَّهِ الرَّحْمَنِ الرَّحِيمِ

Bismilahi rahmani rahim

In the Name of Allah, the Most Beneficent, the Most Merciful.

أَلْحَمْدُ لِلَّهِ رَبِّ الْعَالَمِينَ

1. Alhamdu Lillahi Rabbil Aalamin

All the praises are for Allah, the Sustainer of all the worlds.

الرَّحْمَنِ الرَّحِيمِ

2. ArRahmani Rahim

The Beneficent, the Merciful.

مَالِكِ يَوْمِ الدِّينِ

3. Maliki Youmidin

Lord of the Day of Judgment.

إِيَّاكَ نَعْبُدُ وَإِيَّاكَ نَسْتَعِينُ

4. Iyaka Na'budu wa Iyaka Nastaeen

You alone do we worship and You alone do we ask for help.

إِهْدِنَا الصِّرَاطَ الْمُسْتَقِيمَ

5. Ihdinas Siratal Mustaqeem

Lead us along the straight path.

صِرَاطَ الَّذِينَ أَنْعَمْتَ عَلَيْهِمْ

6. Siratal Lazeena Ar'antma A'layhim

The path of those upon whom You have bestowed Your favours.

غَيْرِ الْمَغْضُوبِ عَلَيْهِمْ وَلَا الضَّالِّينَ (آمين)

7. Ghayrli Maghdobi A'layhim Walad Dalilin (Aameen)

Not of those who incurred Your wrath, nor (of those who) went astray (O Allah, accept it)

After the recitation of Surah Fathihah, recite some other Surah from the Qur'an.

Surah Ikhlas

قُلْ هُوَ اللَّهُ أَحَدٌ

1. Qul huwa Allahu ahad

Say, "He is Allah, [who is] One.

اللَّهُ الصَّمَدُ

2. Allahu ssamad

Allah, the Eternal Refuge.

لَمْ يَلِدْ وَلَمْ يُولَدْ

3. Lam yalid walm yoolad

He neither begets nor is born.

وَلَمْ يَكُنْ لَهُ كُفُوًا أَحَدٌ

4. Walam yakun lahu kufuwan ahad

Nor is there to Him any equivalent."

Step 3: Rukoo رُكُوعٌ

Say Allahuakbar, bow and recite:

سُبْحَانَ رَبِّيَ الْعَظِيمِ

Subhana Rabbiyal Azeem (recite 3 times)

Glory be to my Lord, the Almighty.



Step 4: Qeyam قِيَامٌ

After Rukoo, stand up by saying:

سَبِّحِ اللَّهَ لَيْلًا نَهَارًا

Sami Allahu Liman Hamidah

Allah hears those who praise Him.

And after standing straight say:

رَبَّنَا وَإِلَهِكَ الْحَمْدُ

Rabbana walakal Hamd

Our Lord, all praise be to You.

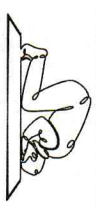
Step 5: First Sajdah السُّجُودُ الْأَوَّلِي

After Qeyam, go down on your hands and knees (like in picture) and say:

سُبْحَانَ رَبِّيَ الْأَعْلَى

Subhana Rabbiyal Ala (recite 3 times)

Glory be to my Lord, the Most High.



Step 6: Jalsah جَلْسَةٌ

After first Sajdah, sit up and say:

اللَّهُمَّ اغْفِرْ لِي ذُنُوبِي وَارْحَمْنِي وَأَهْلِي وَأُمَّتِي وَأُمَّةَ الْقُرَيْشِ وَأُمَّةَ بَنِي إِسْرَائِيلَ

Allaahum-maghfir lee, warhamnee, wahdinee, wajburnee, wa 'aafinee, warzuqnee, warfa'hee
O Allah forgive me, have mercy on me, guide

me, support me, protect me, provide for me and elevate me.

Step 7: Second Sajdah التسجدة الثانية

After Jalsah, the person goes to Sajdah again and say:

سُبْحَانَ رَبِّيَ الْأَعْلَى

Subhana Rabbiyal Ala (recite 3 times)

Glory be to my Lord, the Most High.

Second Rakah: The person should stand up and repeat the same sequence again and recite a different Surah after reciting Surah Fatiha.

After the second Rakah, the person should sit down and recite the following Tashahhud:

الشَّحِيدَاتُ لِلَّهِ وَالصَّلَوَاتُ وَالسَّلَامُ عَلَيْكَ أَيُّهَا النَّبِيُّ
وَرَحْمَةُ اللَّهِ وَبَرَكَاتُهُ عَلَيْكَ وَعَلَىٰ عِزِّ اللَّهِ الرَّحْمَنِ الرَّحِيمِ
أَشْهَدُ أَنْ لَا إِلَهَ إِلَّا اللَّهُ وَأَشْهَدُ أَنَّ مُحَمَّدًا عَبْدُهُ وَرَسُولُهُ

At Tahiyatu lillahi was Salawatu wat Tayyibat.

Asslamu alaika ayyuhan Nabiyu wa

Rahmatullahi wa Barakatuhu.

Asslamu alaina wa ala

ibadullahis Saliheen

Ashhadu Alla ilaha Illallahu wa

Ashhadu Anna Muhammadan

Abduhu wa Rasooluh

All compliments, prayers and beautiful

expressions are for Allah. Peace be on you, O

Messenger, and Allah's mercy and blessings.

Peace be on us and on all righteous servants of

Allah. I bear witness that no one is worthy of

worship except Allah. *(raise index finger of right*

hand) And I bear witness that Muhammad is His

servant and Messenger.

After Tashahhud, Darood is recited:

اللَّهُمَّ صَلِّ عَلَى مُحَمَّدٍ وَعَلَىٰ آلِ مُحَمَّدٍ كَمَا صَلَّيْتَ
عَلَىٰ إِبْرَاهِيمَ وَعَلَىٰ آلِ إِبْرَاهِيمَ إِنَّكَ حَمِيدٌ مَّجِيدٌ

اللَّهُمَّ بَارِكْ عَلَى مُحَمَّدٍ وَعَلَىٰ آلِ مُحَمَّدٍ كَمَا بَارَكْتَ

عَلَىٰ إِبْرَاهِيمَ وَعَلَىٰ آلِ إِبْرَاهِيمَ إِنَّكَ حَمِيدٌ مَّجِيدٌ

Allahumma Salli Ala Muhammad wa Aala Aale

Muhammad, Kama Sallayta Ala Ibrahim Wa ala

Aale Ibrahim innaka Hameedum Majeed

Allahumma Barik Ala Muhammad wa Ala Aale

Muhammad, Kama Barakta Ala Ibrahim Wa ala

Aale Ibrahim innaka Hameedum Majeed

O Allah, honor Muhammad and Muhammad's

family as you honoured Abraham and

Abraham's family. Surely, you are

praiseworthy, the Great. May Allah, bless

Muhammad and Muhammad's family as you

blessed Abraham and Abraham's family. Surely,

you are praiseworthy, the Great.

After reciting the above Darood, read any dua from

the Qur'an.

The most common dua that is usually recited is:

اللَّهُمَّ إِنِّي عَسَيْتُ نَفْسِي ظُلْمًا كَثِيرًا وَلَا يَغْفِرُ الذُّنُوبَ إِلَّا أَنْتَ فَاعْفُرْ لِي

مَغْفُورًا مَنْ عَسَيْتُ أَنْتَ الْغَفُورُ الرَّحِيمُ

اللَّهُمَّ إِنِّي عَسَيْتُ نَفْسِي ظُلْمًا كَثِيرًا وَلَا يَغْفِرُ الذُّنُوبَ إِلَّا أَنْتَ فَاعْفُرْ لِي

مَغْفُورًا مَنْ عَسَيْتُ أَنْتَ الْغَفُورُ الرَّحِيمُ

Allahumma Inni Zalamtu Nafsi Zulman Kaseeran

La Yaghfiruz Zunooba illa anta faghfirli

maghfiratun min indika warhamni innaka antal

ghafoorur Raheem

O Allah, I have greatly wronged myself and no

one forgives sins but You. So, grant me

forgiveness and have mercy on me. Surely, you

are Forgiving, Merciful.

Step 8: Tasleem تسليم

The Prayer will be completed by turning your face to your right and then to your left, while saying each time:

أَسْلَمَ وَعَلَيْكُمْ وَرَحْمَةُ اللَّهِ

Asslamu alaikum Wa rahmatullah

Allah's peace and blessings be upon you.

HOW TO PRAY STEP BY STEP

Also memorize the meaning of what we say during our prayer to:

ACHIEVE A STRONG BOND WITH ALLAH

ELEVATE INNER PEACE

INCREASE OUR CONCENTRATION

INCREASE OUR REWARD

INCREASE OUR INTEREST IN DAILY PRAYERS

ILLUMINATE OUR HEART

REFRESH OUR MIND AND SOUL

HELP US MEMORIZE THE QUR'AN

KEEP AWAY SATAN

Walk-In Islamic InfoCenter

1 - Dundas St. W # 2535, Toronto, ON, M5G 1Z3

(647) 994-6807 & (647) 782-2303

info@collectfreequran.org

www.collectfreequran.org

